

**SUNDAY RIDE CLASSIC PAUL RICARD 2017**  
**DUCATI CLUB DE FRANCE**  
**Course 2**  
Historique de la course

Lieu	Seq	Temps	Tour	Tps Tour
------	-----	-------	------	----------

**No 1 TYRE Dominique**

Pass	74	3:10.383	1	3:10.383 *
Pass	117	6:08.952	2	2:58.569 *
Pass	158	9:06.242	3	2:57.290 *
Pass	197	12:02.299	4	<b>2:56.057</b> *
Pass	235	14:59.975	5	2:57.676
Pass	275	17:58.515	6	2:58.540

**No 7 STEPANIAN Christian**

--	--	--	--	--

**No 9 GRAMON Frederic**

Pass	48	2:39.748	1	2:39.748 *
Pass	90	5:14.584	2	2:34.836 *
Pass	131	7:49.407	3	2:34.823 *
Pass	167	10:24.208	4	2:34.801 *
Pass	203	12:58.531	5	<b>2:34.323</b> *
Pass	241	15:33.174	6	2:34.643
Pass	278	18:07.906	7	2:34.732

**No 10 ENDLER Franck**

Pass	64	2:59.607	1	2:59.607 *
Pass	105	5:48.365	2	2:48.758 *
Pass	147	8:33.564	3	<b>2:45.199</b> *
Pass	186	11:20.317	4	2:46.753
Pass	223	14:06.134	5	2:45.817
Pass	261	16:52.442	6	2:46.308
Pass	297	19:40.566	7	2:48.124

**No 11 CHABROL Gerard**

Pass	82	3:31.920	1	3:31.920 *
Pass	125	6:58.330	2	3:26.410 *
Pass	168	10:25.072	3	3:26.742
Pass	218	13:50.977	4	3:25.905 *
Pass	267	17:15.141	5	3:24.164 *
Pass	308	20:38.653	6	<b>3:23.512</b> *

**No 12 GRUE Jerome**

Pass	49	2:41.728	1	2:41.728 *
Pass	91	5:19.683	2	<b>2:37.955</b> *
Pass	132	7:57.798	3	2:38.115
Pass	169	10:36.184	4	2:38.386
Pass	205	13:15.304	5	2:39.120
Pass	243	15:54.106	6	2:38.802
Pass	282	18:33.592	7	2:39.486

**No 13 DUNEAU Didier**

Pass	81	3:28.340	1	3:28.340 *
Pass	123	6:46.065	2	3:17.725 *
Pass	162	10:02.566	3	<b>3:16.501</b> *
Pass	208	13:24.525	4	3:21.959
Pass	260	16:49.575	5	3:25.050
Pass	304	20:08.992	6	3:19.417

Lieu	Seq	Temps	Tour	Tps Tour
------	-----	-------	------	----------

**No 18 RICHARD Laurent**

Pass	55	2:51.197	1	2:51.197 *
Pass	96	5:30.268	2	2:39.071 *
Pass	136	8:09.511	3	2:39.243
Pass	173	10:48.430	4	<b>2:38.919</b> *
Pass	209	13:27.676	5	2:39.246
Pass	244	16:08.482	6	2:40.806
Pass	283	18:48.075	7	2:39.593

**No 19 LABRUNIE Jean Jacques**

Pass	79	3:15.457	1	3:15.457 *
Pass	120	6:17.807	2	<b>3:02.350</b> *
Pass	161	9:21.863	3	3:04.056
Pass	200	12:24.346	4	3:02.483
Pass	239	15:28.792	5	3:04.446
Pass	281	18:31.371	6	3:02.579

**No 23 CHASSELOUP Loic**

Pass	65	2:59.654	1	2:59.654 *
Pass	108	5:49.791	2	2:50.137 *
Pass	148	8:36.062	3	2:46.271 *
Pass	188	11:22.938	4	2:46.876
Pass	227	14:09.880	5	2:46.942
Pass	264	16:56.533	6	2:46.653
Pass	300	19:42.308	7	<b>2:45.775</b> *

**No 24 PAILLE Thierry**

--	--	--	--	--

**No 27 ROCA RAMOS Laura**

Pass	59	2:54.157	1	2:54.157 *
Pass	102	5:40.416	2	2:46.259 *
Pass	141	8:23.156	3	2:42.740 *
Pass	179	11:05.803	4	2:42.647 *
Pass	215	13:47.649	5	<b>2:41.846</b> *
Pass	251	16:32.334	6	2:44.685
Pass	290	19:14.221	7	2:41.887

**No 31 TIRTON Cedrick**


Pass	47	2:39.309	1	2:39.309 *
Pass	89	5:13.658	2	2:34.349 *
Pass	130	7:47.737	3	2:34.079 *
Pass	166	10:21.537	4	2:33.800 *
Pass	202	12:55.520	5	2:33.983
Pass	240	15:29.507	6	2:33.987
Pass	277	18:03.238	7	<b>2:33.731</b> *

**No 34 BUHLER Frederic**

--	--	--	--	--

**No 35 EYMARD Jack**

Pass	85	3:43.335	1	<b>3:43.335</b> *
In	127	7:23.500	2	3:40.165



DUCATI CLUB DE FRANCE

Course 2

Historique de la course

Lieu	Seq	Temps	Tour	Tps Tour
------	-----	-------	------	----------

No 39 RENAUDOT Joan

Pass	68	3:02.257	1	3:02.257 *
Pass	104	5:43.836	2	2:41.579 *
Pass	142	8:24.537	3	2:40.701 *
Pass	177	11:04.947	4	2:40.410 *
Pass	214	13:47.304	5	2:42.357
Pass	249	16:27.503	6	2:40.199 *
Pass	287	19:03.584	7	<b>2:36.081</b> *

No 41 TABARLY Bernard

Pass	52	2:48.085	1	2:48.085 *
Pass	95	5:28.874	2	<b>2:40.789</b> *
Pass	137	8:10.330	3	2:41.456
Pass	175	10:52.147	4	2:41.817
Pass	212	13:36.942	5	2:44.795
Pass	248	16:22.886	6	2:45.944
Pass	288	19:05.996	7	2:43.110

No 42 LABATUT Patrice

Pass	58	2:53.812	1	2:53.812 *
Pass	101	5:40.395	2	2:46.583 *
Pass	144	8:25.332	3	2:44.937 *
Pass	181	11:08.511	4	2:43.179 *
Pass	220	13:52.397	5	2:43.886
Pass	255	16:36.675	6	2:44.278
Pass	292	19:19.330	7	<b>2:42.655</b> *

No 43 MARMIE Laurent

Pass	63	2:59.209	1	2:59.209 *
Pass	106	5:48.386	2	2:49.177 *
Pass	149	8:36.618	3	2:48.232 *
Pass	189	11:24.128	4	2:47.510 *
Pass	226	14:08.813	5	<b>2:44.685</b> *
Pass	262	16:53.663	6	2:44.850
Pass	296	19:39.788	7	2:46.125

No 44 MAUGENDRE Remy

Pass	60	2:55.606	1	2:55.606 *
Pass	100	5:39.977	2	2:44.371 *
Pass	143	8:24.607	3	2:44.630
Pass	182	11:08.659	4	<b>2:44.052</b> *
Pass	221	13:53.568	5	2:44.909
Pass	257	16:37.941	6	2:44.373
Pass	294	19:22.941	7	2:45.000

No 46 CHASSELOUP Serge

Pass	78	3:14.548	1	3:14.548 *
Pass	121	6:18.711	2	3:04.163 *
Pass	160	9:20.655	3	3:01.944 *
Pass	199	12:20.504	4	<b>2:59.849</b> *
Pass	238	15:22.476	5	3:01.972
Pass	279	18:22.896	6	3:00.420

Lieu	Seq	Temps	Tour	Tps Tour
------	-----	-------	------	----------

No 51 CAZALIS Gilbert

Pass	66	3:00.960	1	3:00.960 *
Pass	110	5:51.350	2	2:50.390 *
Pass	151	8:40.682	3	2:49.332 *
Pass	190	11:29.636	4	2:48.954 *
Pass	228	14:17.814	5	2:48.178 *
Pass	265	17:05.375	6	<b>2:47.561</b> *
Pass	302	19:54.570	7	2:49.195

No 54 CHABROL Pierre

Pass	56	2:52.337	1	2:52.337 *
Pass	97	5:35.048	2	2:42.711 *
Pass	138	8:16.217	3	2:41.169 *
Pass	176	10:57.247	4	<b>2:41.030</b> *
Pass	213	13:38.920	5	2:41.673
Pass	247	16:21.533	6	2:42.613
Pass	286	19:03.364	7	2:41.831

No 55 VELARDO christophe

Pass	51	2:47.200	1	2:47.200 *
Pass	93	5:27.961	2	2:40.761 *
Pass	135	8:08.966	3	2:41.005
Pass	174	10:48.719	4	2:39.753 *
Pass	211	13:29.360	5	2:40.641
Pass	246	16:11.024	6	2:41.664
Pass	285	18:49.589	7	<b>2:38.565</b> *

No 56 PEROTTO Alain

Pass	70	3:03.289	1	3:03.289 *
Pass	113	5:55.445	2	<b>2:52.156</b> *

No 59 BUHLER Simon


Pass	71	3:03.810	1	3:03.810 *
Pass	107	5:48.797	2	2:44.987 *
Pass	146	8:29.840	3	2:41.043 *
Pass	183	11:10.020	4	2:40.180 *
Pass	217	13:49.310	5	<b>2:39.290</b> *
Pass	250	16:30.176	6	2:40.866
Pass	289	19:10.036	7	2:39.860

No 60 CHEYLAN Kevin

Pass	77	3:11.687	1	3:11.687 *
Pass	119	6:11.135	2	2:59.448 *
Pass	159	9:08.438	3	<b>2:57.303</b> *
Pass	198	12:06.485	4	2:58.047
Pass	236	15:04.938	5	2:58.453
Pass	276	18:03.039	6	2:58.101

No 62 SALOMEZ Yves

Pass	72	3:05.034	1	3:05.034 *
Pass	114	5:58.852	2	2:53.818 *
Pass	154	8:52.412	3	2:53.560 *
Pass	193	11:45.446	4	2:53.034 *



DUCATI CLUB DE FRANCE

Course 2

Historique de la course

Lieu	Seq	Temps	Tour	Tps Tour
------	-----	-------	------	----------

No 62 SALOMEZ Yves

Pass	231	14:38.092	5	<b>2:52.646</b> *
Pass	269	17:31.514	6	2:53.422
Pass	306	20:26.130	7	2:54.616

No 63 CHAPELLE Jean-Michel

Pass	80	3:19.472	1	3:19.472*
Pass	122	6:31.526	2	3:12.054*
Pass	163	10:03.573	3	3:32.047
Pass	206	13:21.367	4	3:17.794
Pass	253	16:34.239	5	3:12.872
Pass	299	19:41.755	6	<b>3:07.516</b> *

No 67 SMET Gerald

Pass	54	2:50.640	1	2:50.640*
Pass	94	5:28.507	2	2:37.867*
Pass	133	8:02.564	3	<b>2:34.057</b> *
Pass	170	10:37.224	4	2:34.660
Pass	204	13:13.509	5	2:36.285
Pass	242	15:49.893	6	2:36.384
Pass	280	18:29.402	7	2:39.509

No 77 ROUSSEAU Jean

--	--	--	--	--

No 82 GACHET Yvan

Pass	57	2:52.607	1	2:52.607*
Pass	99	5:36.340	2	2:43.733*
Pass	139	8:20.222	3	2:43.882
Pass	178	11:05.505	4	2:45.283
Pass	216	13:49.010	5	2:43.505*
Pass	252	16:33.294	6	2:44.284
Pass	291	19:14.713	7	<b>2:41.419</b> *

No 83 KINTZ Francis

Pass	67	3:01.866	1	3:01.866*
Pass	111	5:53.585	2	2:51.719*
Pass	152	8:44.248	3	2:50.663*
Pass	192	11:34.833	4	<b>2:50.585</b> *
Pass	230	14:26.257	5	2:51.424
Pass	268	17:22.962	6	2:56.705
Pass	305	20:16.156	7	2:53.194

No 84 COMBE Olivier

Pass	62	2:58.359	1	2:58.359*
Pass	103	5:43.522	2	2:45.163*
Pass	145	8:28.067	3	2:44.545*
Pass	184	11:11.971	4	2:43.904*
Pass	222	13:55.854	5	<b>2:43.883</b> *
Pass	258	16:40.628	6	2:44.774
Pass	295	19:25.639	7	2:45.011

Lieu	Seq	Temps	Tour	Tps Tour
------	-----	-------	------	----------

No 87 DE CAMARET Francois

--	--	--	--	--

No 101 BILLARD Xavier

Pass	53	2:50.428	1	2:50.428*
Pass	98	5:36.172	2	2:45.744*
Pass	140	8:21.338	3	2:45.166*
Pass	180	11:07.086	4	2:45.748
Pass	219	13:51.658	5	2:44.572*
Pass	256	16:37.372	6	2:45.714
Pass	293	19:21.326	7	<b>2:43.954</b> *

No 102 RONNE Philippe

Pass	73	3:05.907	1	3:05.907*
Pass	115	6:00.149	2	2:54.242*
Pass	155	8:52.919	3	<b>2:52.770</b> *
Pass	194	11:47.211	4	2:54.292
Pass	232	14:42.649	5	2:55.438
Pass	271	17:37.156	6	2:54.507
Pass	307	20:33.195	7	2:56.039

No 113 CHAVET Alain

Pass	84	3:42.042	1	3:42.042*
Pass	126	7:10.432	2	3:28.390*
Pass	171	10:39.488	3	3:29.056
Pass	224	14:08.001	4	3:28.513
Pass	270	17:34.427	5	3:26.426*
Pass	311	21:00.745	6	<b>3:26.318</b> *

No 117 ROYER Herve


Pass	45	2:34.176	1	2:34.176**
Pass	87	5:04.488	2	<b>2:30.312</b> *
In	129	7:43.841	3	2:39.353

No 141 HUMBERT Lionel

Pass	50	2:44.731	1	2:44.731*
Pass	92	5:25.353	2	2:40.622*
Pass	134	8:05.745	3	2:40.392*
Pass	172	10:46.337	4	2:40.592
Pass	210	13:28.296	5	2:41.959
Pass	245	16:09.102	6	2:40.806
Pass	284	18:48.255	7	<b>2:39.153</b> *

No 155 TEISSIER Philippe

Pass	46	2:35.692	1	2:35.692*
Pass	88	5:05.985	2	<b>2:30.293</b> **
Pass	128	7:36.876	3	2:30.891
Pass	165	10:10.768	4	2:33.892
Pass	201	12:43.470	5	2:32.702
Pass	237	15:16.937	6	2:33.467
Pass	273	17:51.144	7	2:34.207



DUCATI CLUB DE FRANCE

Course 2

Historique de la course

Lieu	Seq	Temps	Tour	Tps Tour
------	-----	-------	------	----------

Lieu	Seq	Temps	Tour	Tps Tour
------	-----	-------	------	----------

No 213 JARNAC Thomas

Pass	61	2:57.951	1	2:57.951 *
Pass	109	5:49.800	2	2:51.849 *
Pass	150	8:36.886	3	2:47.086 *
Pass	187	11:22.719	4	2:45.833 *
Pass	225	14:08.330	5	2:45.611 *
Pass	263	16:53.878	6	<b>2:45.548 *</b>
Pass	298	19:41.118	7	2:47.240

No 239 GUIBERT Patrick

Pass	75	3:10.521	1	3:10.521 *
Pass	116	6:07.861	2	2:57.340 *
Pass	157	9:03.115	3	<b>2:55.254 *</b>
Pass	196	11:59.469	4	2:56.354
Pass	234	14:58.352	5	2:58.883
Pass	274	17:58.450	6	3:00.098

No 351 VALLEE Tristan

Pass	76	3:11.228	1	3:11.228 *
Pass	118	6:09.534	2	2:58.306 *
Pass	156	9:03.032	3	2:53.498 *
Pass	195	11:56.341	4	<b>2:53.309 *</b>
Pass	233	14:52.579	5	2:56.238
Pass	272	17:47.880	6	2:55.301
Pass	309	20:44.652	7	2:56.772

No 850 SURMONT Claude

Pass	69	3:02.521	1	3:02.521 *
Pass	112	5:53.941	2	2:51.420 *
Pass	153	8:44.530	3	2:50.589 *
Pass	191	11:32.096	4	2:47.566 *
Pass	229	14:19.230	5	<b>2:47.134 *</b>
Pass	266	17:08.033	6	2:48.803
Pass	303	19:55.846	7	2:47.813

No 916 VAUZELLE Philippe

Pass	83	3:38.606	1	3:38.606 *
Pass	124	6:55.080	2	3:16.474 *
Pass	164	10:09.189	3	3:14.109 *
Pass	207	13:21.863	4	<b>3:12.674 *</b>
Pass	254	16:36.490	5	3:14.627
Pass	301	19:52.447	6	3:15.957