

SUNDAY RIDE CLASSIC PAUL RICARD 2017
DUCATI CLUB DE FRANCE

Course 1

Historique de la course

Lieu	Seq	Temps	Tour	Tps Tour
------	-----	-------	------	----------

No 1 TYRE Dominique

Pass	71	3:05.240	1	3:05.240 *
Pass	113	5:57.374	2	2:52.134 *
Pass	155	8:49.484	3	2:52.110 *
Pass	197	11:41.676	4	2:52.192
Pass	239	14:33.132	5	2:51.456 *
Pass	277	17:28.422	6	2:55.290
Pass	312	20:21.911	7	2:53.489

No 7 STEPANIAN Christian

Pass	78	3:16.702	1	3:16.702 *
Pass	120	6:20.987	2	3:04.285 *
Pass	162	9:24.800	3	3:03.813 *
Pass	204	12:29.315	4	3:04.515
Pass	247	15:32.756	5	3:03.441 *
Pass	290	18:36.224	6	3:03.468

No 9 GRAMON Frederic

Pass	44	2:39.153	1	2:39.153 **
Pass	89	5:13.512	2	2:34.359 *
Pass	131	7:47.899	3	2:34.387
Pass	171	10:23.373	4	2:35.474
Pass	209	12:59.073	5	2:35.700
Pass	248	15:33.590	6	2:34.517
Pass	284	18:08.417	7	2:34.827

No 10 ENDLER Franck

Pass	66	3:01.285	1	3:01.285 *
Pass	106	5:47.873	2	2:46.588 *
Pass	147	8:32.750	3	2:44.877 *
Pass	189	11:17.770	4	2:45.020
Pass	229	14:02.484	5	2:44.714 *
Pass	265	16:45.450	6	2:42.966 *
Pass	301	19:28.853	7	2:43.403

No 11 CHABROL Gerard

Pass	82	3:31.698	1	3:31.698 *
Pass	125	6:55.447	2	3:23.749 *
Pass	170	10:19.832	3	3:24.385
Pass	221	13:44.424	4	3:24.592
Pass	272	17:09.661	5	3:25.237
Pass	314	20:32.135	6	3:22.474 *

No 12 GRUE Jerome

Pass	48	2:41.271	1	2:41.271 *
Pass	90	5:16.063	2	2:34.792 *
Pass	132	7:52.641	3	2:36.578
Pass	173	10:30.678	4	2:38.037
Pass	211	13:07.707	5	2:37.029
Pass	250	15:44.198	6	2:36.491
Pass	287	18:19.437	7	2:35.239

No 13 DUNEAU Didier

Pass	84	3:33.738	1	3:33.738 *
Pass	126	6:55.566	2	3:21.828 *
Pass	167	10:12.675	3	3:17.109 *

Lieu	Seq	Temps	Tour	Tps Tour
------	-----	-------	------	----------

Pass	217	13:30.487	4	3:17.812
Pass	266	16:49.128	5	3:18.641
Pass	310	20:06.403	6	3:17.275

No 18 RICHARD Laurent

Pass	50	2:45.872	1	2:45.872 *
Pass	92	5:22.923	2	2:37.051 *
Pass	134	8:01.021	3	2:38.098
Pass	175	10:38.392	4	2:37.371
Pass	213	13:17.502	5	2:39.110
Pass	253	15:55.164	6	2:37.662
Pass	288	18:32.512	7	2:37.348

No 19 LABRUNIE Jean Jacques

Pass	80	3:22.397	1	3:22.397 *
Pass	121	6:28.764	2	3:06.367 *
Pass	164	9:41.027	3	3:12.263
Pass	207	12:48.762	4	3:07.735
Pass	252	15:53.554	5	3:04.792 *
Pass	292	18:58.269	6	3:04.715 *

No 23 CHASSELOUP Loic

Pass	69	3:03.832	1	3:03.832 *
Pass	110	5:53.917	2	2:50.085 *
Pass	150	8:42.949	3	2:49.032 *
Pass	191	11:30.934	4	2:47.985 *
Pass	234	14:18.618	5	2:47.684 *
Pass	271	17:08.211	6	2:49.593
Pass	305	19:54.466	7	2:46.255 *

No 24 PAILLE Thierry

--	--	--	--	--

No 27 ROCA RAMOS Laura

Pass	57	2:52.368	1	2:52.368 *
Pass	98	5:38.562	2	2:46.194 *
Pass	141	8:23.095	3	2:44.533 *
Pass	184	11:08.799	4	2:45.704
Pass	224	13:53.796	5	2:44.997
Pass	259	16:37.564	6	2:43.768 *
Pass	297	19:18.833	7	2:41.269 *

No 31 TIRTON Cedrick


Pass	47	2:40.074	1	2:40.074 *
------	----	----------	---	-------------------

No 34 BUHLER Frederic

--	--	--	--	--

No 35 EYMARD Jack

Pass	85	3:38.793	1	3:38.793 *
Pass	127	7:04.751	2	3:25.958 *
Pass	174	10:32.687	3	3:27.936
Pass	228	14:02.232	4	3:29.545
Pass	278	17:38.657	5	3:36.425
Pass	322	21:30.819	6	3:52.162



DUCATI CLUB DE FRANCE

Course 1

Historique de la course

Lieu	Seq	Temps	Tour	Tps Tour
------	-----	-------	------	----------

No 39 RENAUDOT Joan

Pass	49	2:43.120	1	2:43.120 *
Pass	91	5:19.001	2	2:35.881 *
Pass	133	7:53.453	3	2:34.452 *
Pass	172	10:30.236	4	2:36.783
Pass	210	13:07.254	5	2:37.018
Pass	249	15:43.265	6	2:36.011
Pass	286	18:18.482	7	2:35.217

No 41 TABARLY Bernard

Pass	54	2:49.928	1	2:49.928 *
Pass	95	5:30.182	2	2:40.254 *
Pass	138	8:11.658	3	2:41.476
Pass	181	10:55.364	4	2:43.706
In	227	14:02.071	5	3:06.707

No 42 LABATUT Patrice

Pass	56	2:52.233	1	2:52.233 *
Pass	100	5:38.846	2	2:46.613 *
Pass	142	8:24.334	3	2:45.488 *
Pass	185	11:09.132	4	2:44.798 *
Pass	223	13:53.549	5	2:44.417 *
Pass	260	16:37.586	6	2:44.037 *
Pass	298	19:19.063	7	2:41.477 *

No 43 MARMIE Laurent

Pass	64	3:00.523	1	3:00.523 *
Pass	109	5:52.942	2	2:52.419 *
Pass	151	8:44.271	3	2:51.329 *
Pass	193	11:31.887	4	2:47.616 *
Pass	233	14:18.410	5	2:46.523 *
Pass	270	17:07.741	6	2:49.331
Pass	304	19:53.711	7	2:45.970 *

No 44 MAUGENDRE Remy

--	--	--	--	--

No 46 CHASSELOUP Serge

Pass	76	3:15.789	1	3:15.789 *
Pass	119	6:20.608	2	3:04.819 *
Pass	161	9:24.465	3	3:03.857 *
Pass	203	12:29.247	4	3:04.782
Pass	246	15:31.368	5	3:02.121 *
Pass	289	18:33.264	6	3:01.896 *

No 51 CAZALIS Gilbert

Pass	63	2:59.257	1	2:59.257 *
Pass	104	5:45.827	2	2:46.570 *
Pass	146	8:32.553	3	2:46.726
Pass	188	11:17.659	4	2:45.106 *
Pass	230	14:02.591	5	2:44.932 *
Pass	267	16:49.143	6	2:46.552
Pass	302	19:36.699	7	2:47.556

Lieu	Seq	Temps	Tour	Tps Tour
------	-----	-------	------	----------

No 54 CHABROL Pierre

Pass	60	2:54.185	1	2:54.185 *
Pass	99	5:38.636	2	2:44.451 *
Pass	140	8:20.063	3	2:41.427 *
Pass	182	11:00.484	4	2:40.421 *
Pass	220	13:41.120	5	2:40.636
Pass	257	16:21.596	6	2:40.476
Pass	294	19:00.364	7	2:38.768 *

No 55 VELARDO christophe

Pass	55	2:50.448	1	2:50.448 *
Pass	97	5:31.813	2	2:41.365 *
Pass	139	8:13.067	3	2:41.254 *
Pass	180	10:54.241	4	2:41.174 *
Pass	218	13:35.173	5	2:40.932 *
Pass	256	16:15.942	6	2:40.769 *
Pass	293	18:58.490	7	2:42.548

No 56 PEROTTO Alain

Pass	67	3:02.159	1	3:02.159 *
Pass	107	5:51.777	2	2:49.618 *
Pass	149	8:41.794	3	2:50.017
Pass	192	11:31.197	4	2:49.403 *
Pass	235	14:18.836	5	2:47.639 *
Pass	269	17:07.217	6	2:48.381
Pass	306	19:54.687	7	2:47.470 *

No 59 BUHLER Simon


Pass	53	2:49.395	1	2:49.395 *
Pass	94	5:29.348	2	2:39.953 *
Pass	137	8:10.289	3	2:40.941
Pass	179	10:50.444	4	2:40.155
Pass	219	13:37.021	5	2:46.577

No 60 CHEYLAN Kevin

Pass	75	3:11.926	1	3:11.926 *
Pass	117	6:09.404	2	2:57.478 *
Pass	159	9:05.431	3	2:56.027 *
Pass	200	12:01.499	4	2:56.068
Pass	243	14:57.997	5	2:56.498
Pass	282	17:53.085	6	2:55.088 *
Pass	318	20:52.070	7	2:58.985

No 62 SALOMEZ Yves

Pass	68	3:03.067	1	3:03.067 *
Pass	112	5:55.103	2	2:52.036 *
Pass	154	8:47.334	3	2:52.231
Pass	196	11:37.970	4	2:50.636 *
Pass	238	14:29.088	5	2:51.118
Pass	276	17:22.002	6	2:52.914
Pass	311	20:15.618	7	2:53.616



DUCATI CLUB DE FRANCE

Course 1

Historique de la course

Lieu	Seq	Temps	Tour	Tps Tour
------	-----	-------	------	----------

No 63 CHAPELLE Jean-Michel

Pass	79	3:21.434	1	3:21.434 *
Pass	122	6:30.484	2	3:09.050 *
Pass	163	9:39.882	3	3:09.398
Pass	208	12:49.137	4	3:09.255
Pass	254	15:58.858	5	3:09.721
Pass	295	19:07.145	6	3:08.287 *

No 67 SMET Gerald

Pass	52	2:49.319	1	2:49.319 *
Pass	96	5:30.392	2	2:41.073 *
Pass	136	8:05.264	3	2:34.872 *
Pass	176	10:41.384	4	2:36.120
Pass	212	13:14.940	5	2:33.556 *
Pass	251	15:47.039	6	2:32.099 *
Pass	285	18:17.131	7	2:30.092 *

No 77 ROUSSEAU Jean

Pass	83	3:33.423	1	3:33.423 *
Pass	124	6:54.609	2	3:21.186 *
Pass	166	10:12.222	3	3:17.613 *
Pass	216	13:28.556	4	3:16.334 *
Pass	264	16:44.657	5	3:16.101 *
Pass	307	19:58.835	6	3:14.178 *

No 82 GACHET Yvan

Pass	58	2:53.162	1	2:53.162 *
Pass	102	5:39.149	2	2:45.987 *
Pass	143	8:24.516	3	2:45.367 *
Pass	183	11:06.455	4	2:41.939 *
Pass	222	13:50.000	5	2:43.545
Pass	258	16:33.690	6	2:43.690
Pass	296	19:16.905	7	2:43.215

No 83 KINTZ Francis

Pass	65	3:01.050	1	3:01.050 *
Pass	108	5:52.622	2	2:51.572 *
Pass	152	8:45.714	3	2:53.092
Pass	194	11:35.648	4	2:49.934 *
Pass	237	14:25.150	5	2:49.502 *
Pass	273	17:15.353	6	2:50.203
Pass	309	20:05.958	7	2:50.605

No 84 COMBE Olivier

Pass	61	2:54.678	1	2:54.678 *
Pass	103	5:39.834	2	2:45.156 *
Pass	145	8:25.404	3	2:45.570
Pass	187	11:10.086	4	2:44.682 *
Pass	225	13:54.277	5	2:44.191 *
Pass	261	16:38.091	6	2:43.814 *
Pass	300	19:19.782	7	2:41.691 *

Lieu	Seq	Temps	Tour	Tps Tour
------	-----	-------	------	----------

No 87 DE CAMARET Francois

Pass	77	3:16.370	1	3:16.370 *
Pass	118	6:19.262	2	3:02.892 *
Pass	160	9:21.855	3	3:02.593 *
Pass	202	12:25.039	4	3:03.184
Pass	245	15:28.669	5	3:03.630

No 101 BILLARD Xavier

Pass	59	2:53.591	1	2:53.591 *
Pass	101	5:39.102	2	2:45.511 *
Pass	144	8:24.810	3	2:45.708
Pass	186	11:09.766	4	2:44.956 *
Pass	226	13:54.585	5	2:44.819 *
Pass	262	16:38.823	6	2:44.238 *
Pass	299	19:19.500	7	2:40.677 *

No 102 RONNE Philippe

Pass	72	3:07.138	1	3:07.138 *
Pass	114	6:05.433	2	2:58.295 *
Pass	157	9:01.779	3	2:56.346 *
Pass	199	11:58.665	4	2:56.886
Pass	241	14:53.924	5	2:55.259 *
Pass	280	17:48.947	6	2:55.023 *
Pass	317	20:48.326	7	2:59.379

No 113 CHAVET Alain

Pass	81	3:29.524	1	3:29.524 *
Pass	123	6:47.781	2	3:18.257 *
Pass	165	10:05.834	3	3:18.053 *
Pass	215	13:24.425	4	3:18.591
Pass	263	16:41.828	5	3:17.403 *
Pass	308	19:59.989	6	3:18.161

No 117 ROYER Herve


Pass	45	2:39.211	1	2:39.211 *
Pass	88	5:10.750	2	2:31.539 *
Pass	129	7:41.340	3	2:30.590 **
Pass	169	10:13.891	4	2:32.551
Pass	206	12:43.353	5	2:29.462 *

No 141 HUMBERT Lionel

Pass	51	2:46.599	1	2:46.599 *
Pass	93	5:24.597	2	2:37.998 *
Pass	135	8:03.093	3	2:38.496
Pass	177	10:42.659	4	2:39.566
Pass	214	13:24.109	5	2:41.450
Pass	255	16:05.711	6	2:41.602
Pass	291	18:48.431	7	2:42.720

No 155 TEISSIER Philippe

Pass	46	2:39.375	1	2:39.375 *
Pass	87	5:10.389	2	2:31.014 **
Pass	130	7:41.781	3	2:31.392



DUCATI CLUB DE FRANCE

Course 1

Historique de la course

Lieu	Seq	Temps	Tour	Tps Tour
------	-----	-------	------	----------

Lieu	Seq	Temps	Tour	Tps Tour
------	-----	-------	------	----------

No 155 TEISSIER Philippe

Pass	168	10:13.617	4	2:31.836
Pass	205	12:43.070	5	2:29.453 **
Pass	244	15:18.189	6	2:35.119
Pass	283	17:54.386	7	2:36.197

No 213 JARNAC Thomas

Pass	62	2:58.474	1	2:58.474*
Pass	105	5:47.064	2	2:48.590*
Pass	148	8:34.891	3	2:47.827*
Pass	190	11:22.625	4	2:47.734*
Pass	232	14:08.182	5	2:45.557 *
Pass	268	16:56.277	6	2:48.095
Pass	303	19:46.542	7	2:50.265

No 239 GUIBERT Patrick

Pass	73	3:08.346	1	3:08.346*
Pass	115	6:05.720	2	2:57.374*
Pass	156	9:00.728	3	2:55.008*
Pass	198	11:55.835	4	2:55.107
Pass	240	14:52.709	5	2:56.874
Pass	279	17:47.393	6	2:54.684 *
Pass	315	20:42.916	7	2:55.523

No 351 VALLEE Tristan

Pass	74	3:11.627	1	3:11.627*
Pass	116	6:07.840	2	2:56.213*
Pass	158	9:03.881	3	2:56.041*
Pass	201	12:01.857	4	2:57.976
Pass	242	14:56.188	5	2:54.331 *
Pass	281	17:52.815	6	2:56.627
Pass	319	20:53.205	7	3:00.390

No 850 SURMONT Claude

Pass	70	3:03.886	1	3:03.886*
Pass	111	5:54.115	2	2:50.229*
Pass	153	8:46.165	3	2:52.050
Pass	195	11:35.748	4	2:49.583*
Pass	236	14:24.550	5	2:48.802 *
Pass	274	17:17.160	6	2:52.610

No 916 VAUZELLE Philippe

Pass	86	4:25.535	1	4:25.535*
Pass	128	7:37.893	2	3:12.358*
Pass	178	10:47.966	3	3:10.073 *
Pass	231	14:03.175	4	3:15.209
Pass	275	17:18.422	5	3:15.247
Pass	313	20:29.574	6	3:11.152